

CITY OF LEEDS

*Cash Balances


Cash Account: 11300

May 2023

May 2023 Financial Report

July 12, 2023 meeting


Fund	2023 Begin Balance	Receipts	Disbursements	Transfers	Journal Entries	Payroll JEs	Balance	
11300 - General Checking								
100 - GENERAL FUND	\$114,894.68	\$131,715.83	(\$31,981.37)	0	\$0.00	(\$16,541.47)	\$198,087.67	In Balance
201 - HIGHWAY DISTRIBUTION FUND	\$52,426.78	\$26,970.76	(\$31,753.01)	0	\$0.00	(\$10,126.97)	\$37,517.56	In Balance
203 - SPECIAL MILL LEVY FUND	\$2,052.93	\$2,515.79	(\$614.06)	0	\$0.00		\$3,954.66	In Balance
206 - EMERGENCY FUND	\$371.47	\$2,375.04	(\$2,500.00)	0	\$0.00		\$246.51	In Balance
208 - CEMETERY FUND	\$4,711.60	\$1,898.38		0	\$0.00		\$6,609.98	In Balance
222 - SALES TAX FUND	\$236,267.66	\$29,370.64		0	\$0.00		\$265,638.30	In Balance
501 - WATER FUND	\$266,463.84	\$65,341.46	(\$35,117.99)	0	\$0.00	(\$18,950.60)	\$277,736.71	In Balance
502 - SEWER FUND	\$119,686.29	\$19,436.16	(\$10,918.84)	0	\$0.00	(\$6,521.53)	\$121,682.08	In Balance
503 - GARBAGE FUND	\$94,606.16	\$39,175.85	(\$28,555.16)	0	\$0.00	(\$3,251.70)	\$101,975.15	In Balance
504 - FIF FUND	\$196,795.34	\$7,167.28	(\$14.20)	0	\$0.00		\$203,948.42	In Balance
510 - MOS FUND	\$47,025.86	\$5,433.42	(\$3,770.97)	0	\$0.00	(\$203.46)	\$48,484.85	In Balance
515 - SEWER PROJECT FUND	\$9,455.63	\$2,338.99	(\$5.68)	0	\$0.00		\$11,788.94	In Balance
517 - SEW SPEC ASSMNT 2015-1FUN	\$60,611.84	\$46,902.61		0	\$0.00		\$107,514.45	In Balance
518 - SEWER PROJ 2015 USDA RESE	\$24,118.00			0	\$0.00		\$24,118.00	In Balance
520 - WATER TOWER PROJECT FUN	\$115,020.40	\$15,351.81	(\$2,625.77)	0	\$0.00		\$127,746.44	In Balance
701 - ARPA COVID FUND	\$72,730.05			0	\$0.00		\$72,730.05	In Balance
702 - PRAIRIE DOG FUND	\$0.00	\$67,147.90		0	\$0.00		\$67,147.90	In Balance
704 - LIBRARY FUND	\$2,584.85	\$3,909.48	(\$622.60)	0	\$0.00	(\$1,349.95)	\$4,521.78	In Balance
705 - AIRPORT FUND	\$0.00	\$68,632.19	(\$68,451.40)	0	\$0.00		\$180.79	In Balance
	<u>\$1,419,823.38</u>	<u>\$535,683.59</u>	<u>(\$216,931.05)</u>	<u>\$0.00</u>	<u>\$0.00</u>	<u>(\$56,945.68)</u>	<u>\$1,681,630.24</u>	



***Fund Summary Monthly**

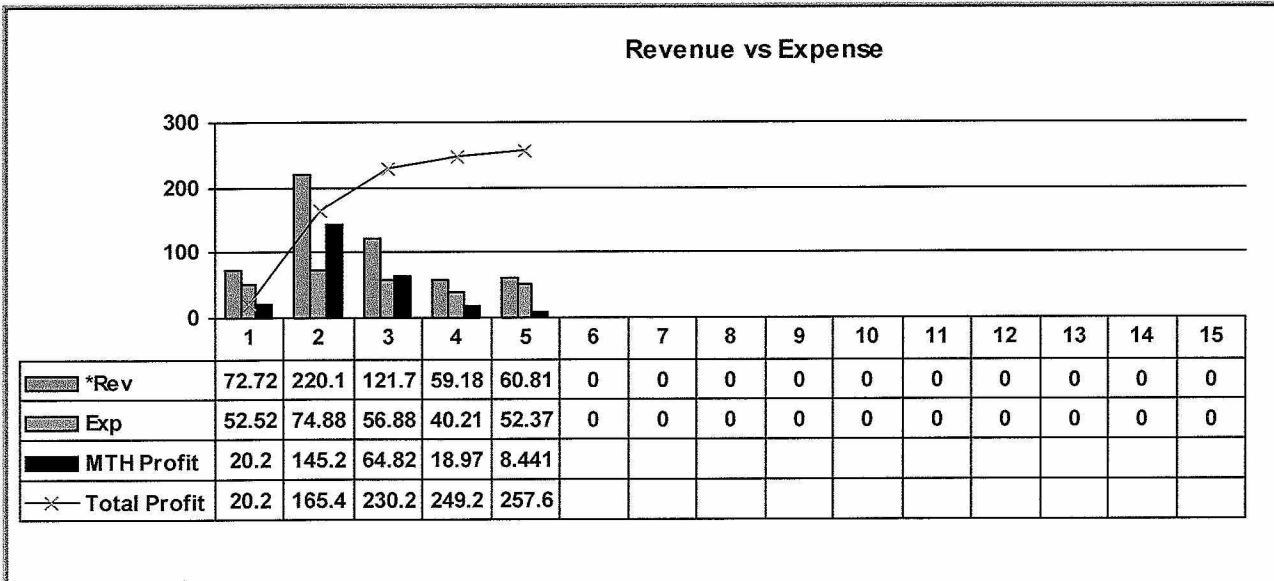
Current Period: May 2023

FUND	PL Begin Month	MTD Revenue	MTD Expense	YTD Revenue	YTD Expense	PL YTD	PL Last Yr
100	\$82,253.45	\$8,543.78	\$12,074.46	\$131,405.63	\$52,682.86	\$78,722.77	\$27,949.12
201	-\$9,314.68	\$5,812.60	\$11,407.14	\$26,970.76	\$41,879.98	-\$14,909.22	-\$5,557.65
203	\$1,847.59	\$54.14	\$0.00	\$2,515.79	\$614.06	\$1,901.73	-\$22.14
206	-\$177.86	\$52.90	\$0.00	\$2,375.04	\$2,500.00	-\$124.96	-\$983.80
208	\$1,857.47	\$40.91	\$0.00	\$1,898.38	\$0.00	\$1,898.38	-\$479.30
222	\$23,894.02	\$5,476.62	\$0.00	\$29,370.64	\$0.00	\$29,370.64	\$86,971.10
501	\$3,206.46	\$16,587.34	\$8,520.93	\$64,161.24	\$52,888.37	\$11,272.87	\$23,274.88
502	\$4,994.57	\$4,564.91	\$7,563.69	\$19,436.16	\$17,440.37	\$1,995.79	-\$822.57
503	\$7,117.07	\$9,528.39	\$9,276.47	\$39,175.85	\$31,806.86	\$7,368.99	\$5,095.21
504	\$5,473.08	\$1,680.00	\$0.00	\$7,167.28	\$14.20	\$7,153.08	\$16,540.27
510	\$2,774.24	\$1,272.00	\$2,587.25	\$5,433.42	\$3,974.43	\$1,458.99	\$3,834.86
515	\$1,782.55	\$550.76	\$0.00	\$2,338.99	\$5.68	\$2,333.31	\$408.15
517	\$44,767.21	\$2,373.03	\$0.00	\$47,140.24	\$0.00	\$47,140.24	\$3,670.55
518	\$0.00	\$0.00	\$0.00	\$0.00	\$0.00	\$0.00	\$4,668.00
520	\$9,153.13	\$3,619.17	\$0.00	\$15,398.07	\$2,625.77	\$12,772.30	\$15,850.55
701	\$0.00	\$0.00	\$0.00	\$0.00	\$0.00	\$0.00	\$36,618.12
702	\$67,147.90	\$0.00	\$0.00	\$67,147.90	\$0.00	\$67,147.90	\$0.00
704	\$2,222.88	\$84.72	\$370.67	\$3,909.48	\$1,972.55	\$1,936.93	\$125.01
705	\$180.79	\$567.98	\$567.98	\$68,632.19	\$68,451.40	\$180.79	\$0.00
Grand T	\$249,179.87	\$60,809.25	\$52,368.59	\$534,477.06	\$276,856.53	\$257,620.53	\$217,140.36



***Profit Loss Summary By Fund YTD©**

As of May 2023



	May 2023		YTD Totals		Gain(Loss)
	Revenue	Expense	Revenue	Expense	
100 GENERAL FUND	\$8,543.78	\$12,074.46	\$131,405.63	\$52,682.86	\$78,722.77
201 HIGHWAY DISTRIBUTION FUND	\$5,812.60	\$11,407.14	\$26,970.76	\$41,879.98	(\$14,909.22)
203 SPECIAL MILL LEVY FUND	\$54.14	\$0.00	\$2,515.79	\$614.06	\$1,901.73
206 EMERGENCY FUND	\$52.90	\$0.00	\$2,375.04	\$2,500.00	(\$124.96)
208 CEMETERY FUND	\$40.91	\$0.00	\$1,898.38	\$0.00	\$1,898.38
222 SALES TAX FUND	\$5,476.62	\$0.00	\$29,370.64	\$0.00	\$29,370.64
501 WATER FUND	\$16,587.34	\$8,520.93	\$64,161.24	\$52,888.37	\$11,272.87
502 SEWER FUND	\$4,564.91	\$7,563.69	\$19,436.16	\$17,440.37	\$1,995.79
503 GARBAGE FUND	\$9,528.39	\$9,276.47	\$39,175.85	\$31,806.86	\$7,368.99
504 FIF FUND	\$1,680.00	\$0.00	\$7,167.28	\$14.20	\$7,153.08
510 MOS FUND	\$1,272.00	\$2,587.25	\$5,433.42	\$3,974.43	\$1,458.99
515 SEWER PROJECT FUND	\$550.76	\$0.00	\$2,338.99	\$5.68	\$2,333.31
517 SEW SPEC ASSMNT 2015-1FUND	\$2,373.03	\$0.00	\$47,140.24	\$0.00	\$47,140.24
518 SEWER PROJ 2015 USDA RESERV	\$0.00	\$0.00	\$0.00	\$0.00	None
520 WATER TOWER PROJECT FUND	\$3,619.17	\$0.00	\$15,398.07	\$2,625.77	\$12,772.30

	May 2023		YTD Totals		Gain(Loss)
	Revenue	Expense	Revenue	Expense	
701 ARPA COVID FUND	\$0.00	\$0.00	\$0.00	\$0.00	None
702 PRAIRIE DOG FUND	\$0.00	\$0.00	\$67,147.90	\$0.00	\$67,147.90
704 LIBRARY FUND	\$84.72	\$370.67	\$3,909.48	\$1,972.55	\$1,936.93
705 AIRPORT FUND	\$567.98	\$567.98	\$68,632.19	\$68,451.40	\$180.79
	<u>\$60,809.25</u>	<u>\$52,368.59</u>	<u>\$534,477.06</u>	<u>\$276,856.53</u>	<u>\$257,620.53</u>